

Standard Navitar Lens Systems:



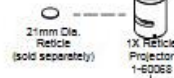
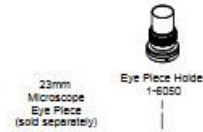
Extended Working Distance Navitar System:



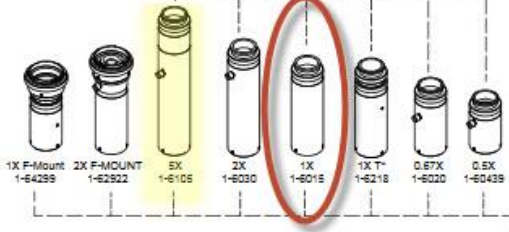
Zoom 6000 System Diagram

ZOOM 6000 6.5x w/1.5x LENS ATTACHMENT
FIELD OF VIEW: 0.8-5mm
WORKING DISTANCE: 48-52mm

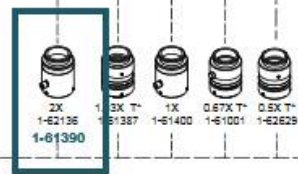
ZOOM 6000 6.5x w/.25x LENS ATTACHMENT
FIELD OF VIEW: 4-31mm
WORKING DISTANCE: 220-390mm



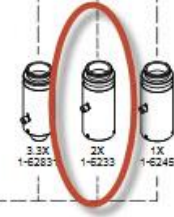
Standard Adapters



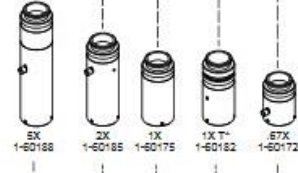
Mini Adapters



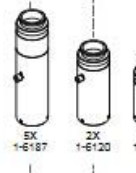
Short Adapters



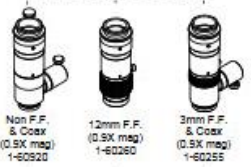
Non-Inv. Right Angle Adapters



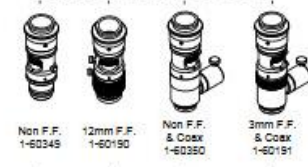
Right Angle Adapters



Non-Zoom



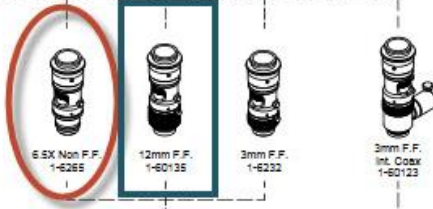
UltraZoom Super High Resolution Objective Coupling Lenses



Infinity Corrected Objectives



Zoom Lenses



NIRA Viewers



Lens Attachments



* T = Tele
 ** Included with UltraZoom
 *** Not Used with Internal Coaxial