

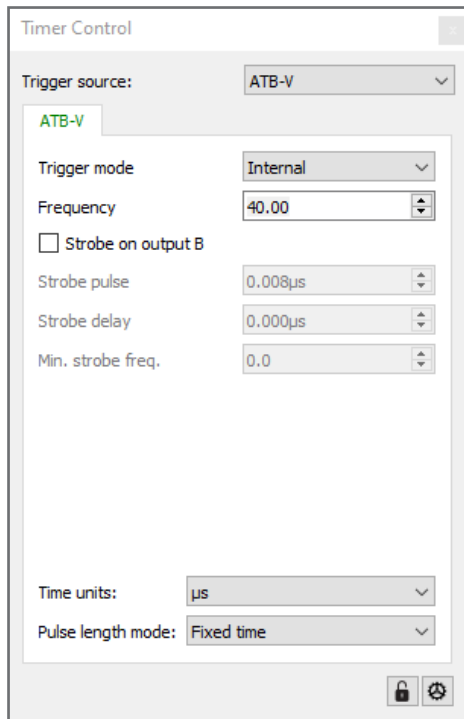
Application Note

ATB-V Configurations for Baumer QX Series

VIC-3D

2026

Baumer QX with ATB-V as Trigger Source



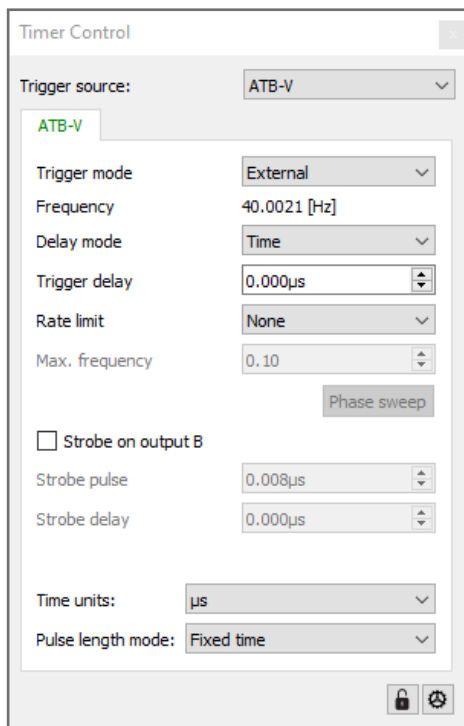
USB to PC



To Baumer cameras

Power in

Baumer QX with External Trigger Source



External trigger signal

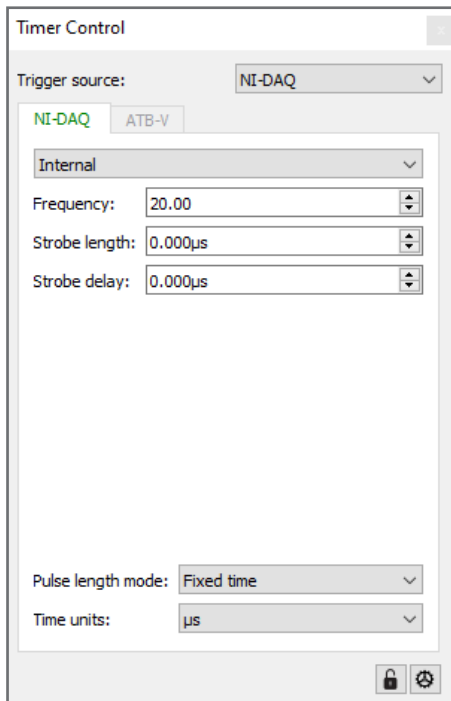
USB to PC



To Baumer cameras

Power in

Baumer QX with CSI DAQ Trigger Output



USB to PC



CSI DAQ trigger output
to ATB-V Trig in

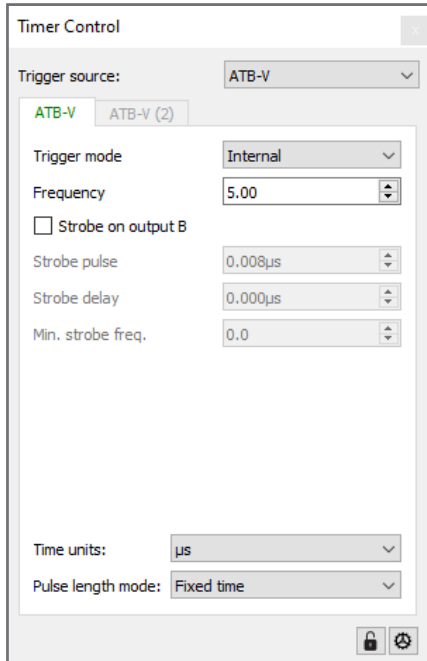


To Baumer cameras

Power in



4 Baumer QX Cameras with 2 ATB-V (where ATB-V #1 is the trigger source)



ATB-V #1



USB to PC

Out A from
ATB-V #1
to Trig In on
ATB-V #2



Power in

To Baumer cameras

ATB-V #2



USB to PC




Power in

To Baumer cameras

4 Baumer QX Cameras with 2 ATB-V (CSI DAQ trigger output)

CSI DAQ trigger output



ATB-V #1

USB to PC



Power in

To Baumer cameras

Out A from
ATB-V #1
to Trig In on
ATB-V #2



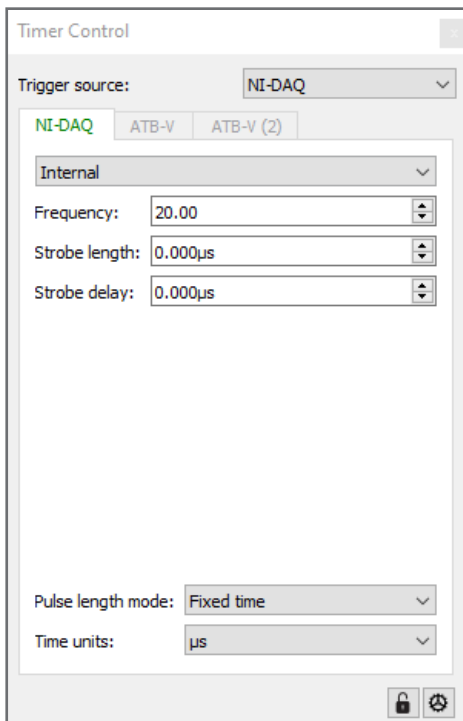
ATB-V #2

USB to PC



Power in

To Baumer cameras



Support

If you have any questions about this document or any other questions, comments, or concerns about our software, please contact us at support@correlatedsolutions.com, or visit our website at correlatedsolutions.com/support.